

ON-PREMISES STACK TUMBLE DRYER

NTT45

45lb



FEATURES

- Easy-to-use digital control
- Double capacity within the same footprint
- Gas heating
- Large door opening for easy loading and unloading
- Galvanized cylinder
- Axial airflow
- Large lint filter
- Fits through 36" door opening

OPTIONS

- Stainless steel cylinder
- Stainless steel front panel
- Sensodry+® over-dry prevention technology lowers energy, utility and linen replacement costs




DOUBLE
CAPACITY



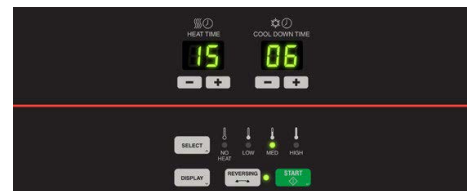
EASY
OPERATION



LARGE DOOR
OPENING



XQ Control



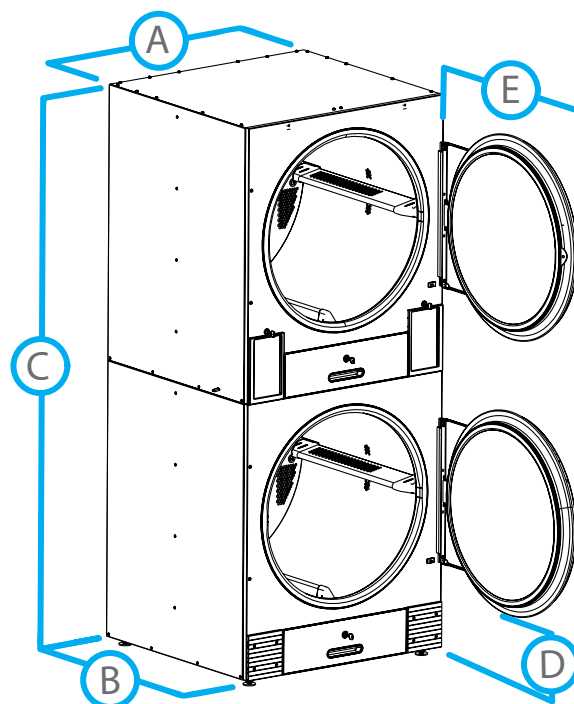
Dual Digital Control



You have plans. We have solutions.

1.844.275.2828 | www.lavxel.com

MODEL			NTT45
CONTROL OPTION			XQ, DDC
CAPACITY - lb (kg)			2x45 (2x20)
OVERALL WIDTH - in (mm)			34.5 (876)
OVERALL DEPTH - in (mm)			48.62 (1235)
OVERALL HEIGHT - in (mm)			81.25 (2064)
CYLINDER DIAMETER - in (mm)			30 (762)
CYLINDER VOLUME - cu. ft (liters)			2x14.8 (2x419)
DOOR OPENING SIZE - in (mm)			22.88 (581)
ENERGY DATA			2x95,000 Btu/h
EXHAUST - in (mm)			1x10
GAS CONNECTIONS - one manifold - in (npt)			0.5
MOTOR - hp	Fan		2x0.5
	Drive		2x0.5
DRYING AVERAGE - lbs/min			0.83
AIRFLOW - cfm			600
ELECTRIC SPECS - amps			Non Rev (both pockets)
GAS & STEAM	200-208/240/60/3 3W+G		9.6/9.6 total
	208-240/60/1 3W+G		12.0 total
SHIPPING DIMENSIONS - in (mm)	APPROX.	Width	35.5 (902)
		Depth	54 (1372)
		Height	85 (2159)
NET WEIGHT - lb (kg)			673 (305)
SHIPPING WEIGHT - lb (kg)			718 (326)
AGENCY APPROVALS			cCSAus



DIMENSIONS		NTT45
A.	OVERALL WIDTH - in (mm)	34.5 (876)
B.	OVERALL DEPTH - in (mm)	48.62 (1235)
C.	OVERALL HEIGHT - in (mm)	81.25 (2064)
D.	DOOR BOTTOM TO FLOOR - in (mm)	9.31 (236)
E.	DOOR SWING - in (mm)	31.88 (810)